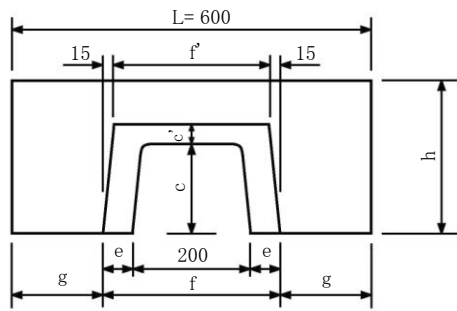


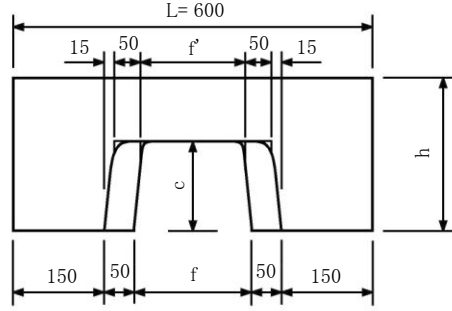
片面歩車道境界ブロック [HO・B]

(水抜用・穴明)

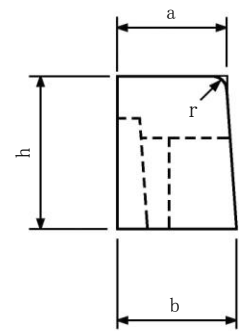
[水抜用]



背面図

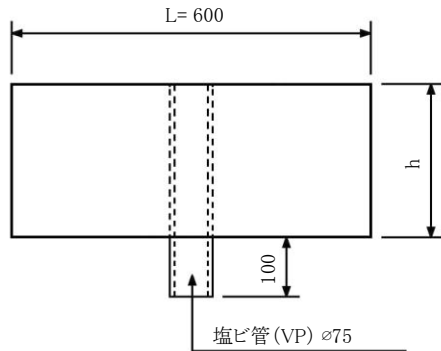


正面図

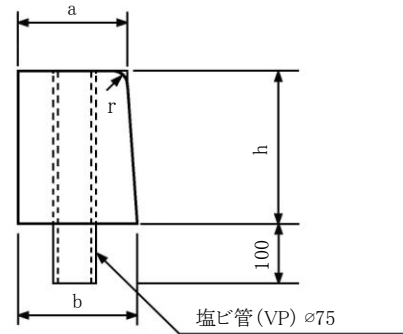


側面図

[穴明]



正面図



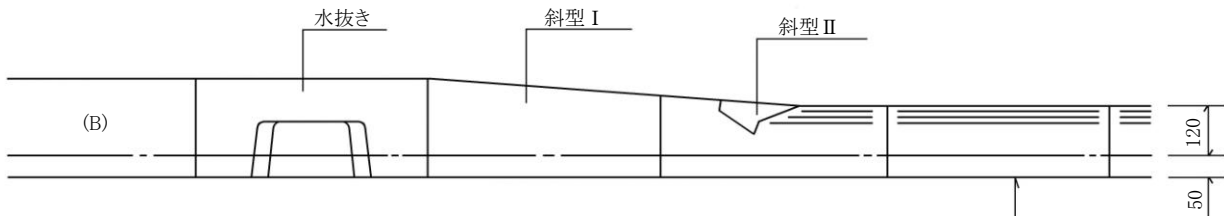
側面図

■ 寸法表

(単位：mm)

種類	寸法												参考重量 (kg)
	a	b	c	c'	d	d'	e	f	f'	g	h	r	
B (水抜)	180	205	140	50	50	35	55	310	280	145	250	30	51
B (穴明)	180	205	—	—	—	—	—	—	—	—	250	30	63

(2段切下げ)



(3段切下げ)

